

How to join a team and how to change teams

Mobile

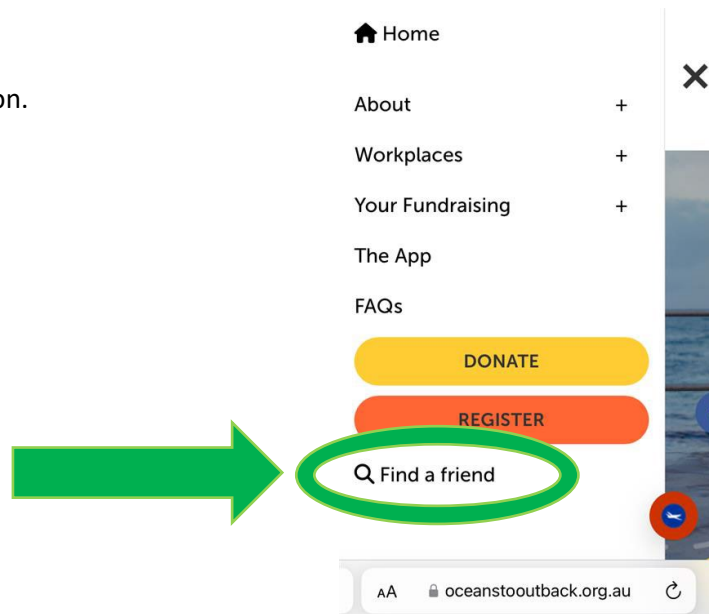
Desktop

Mobile

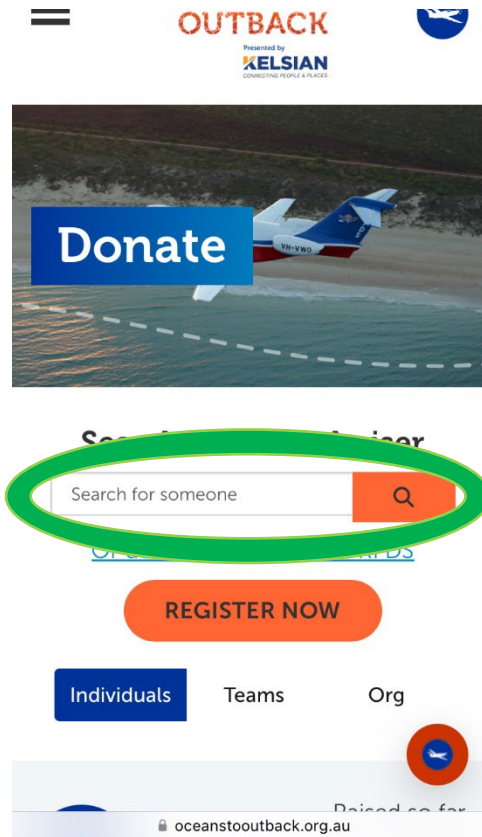


After logging in, head to the 'find a friend' section.

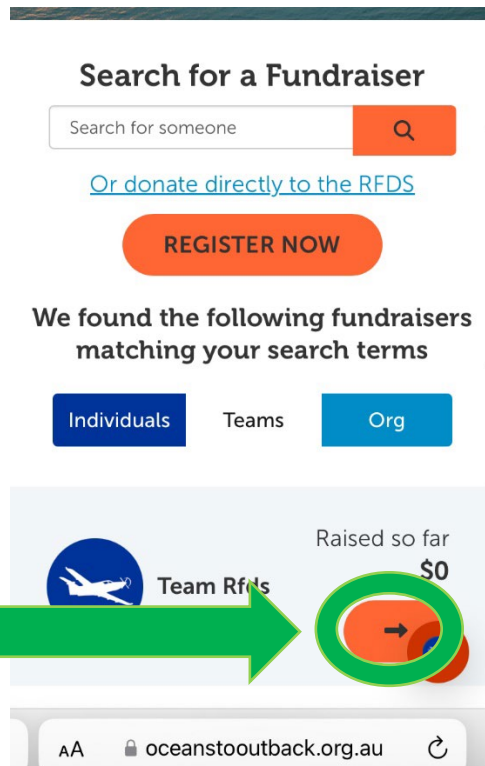
Click on the 'Find a friend' section.



Use this area to search for the team or workplace name. Then hit the orange search button.



Click on the orange button next to the team or workplace you want to join.

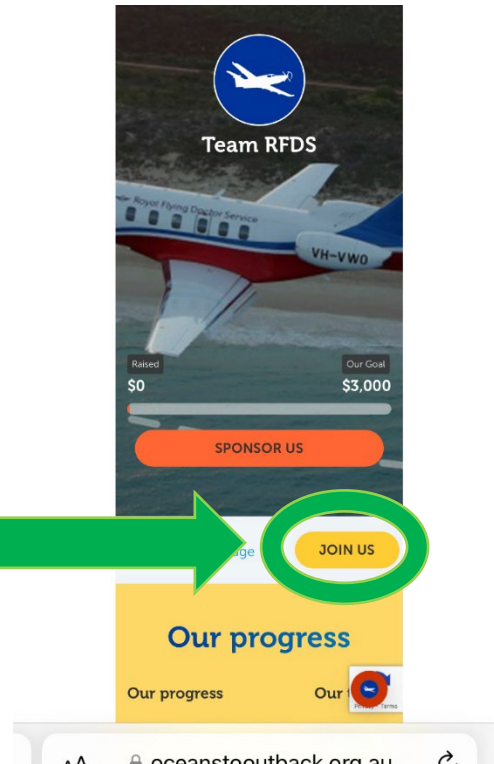


This will take you to the team or workplace's fundraising page.

If you click on the yellow 'Join us' button, you can then join the team.

If this button is not there, it means one of two things. Either the team is not open to members, in which the captain of the team can change the settings for the team from the team Dashboard, or you are already a part of the team.

To check if you are already in the team, scroll down on the team page to see if your profile is there.



You will then be asked to confirm or cancel joining the team.

Join Team RFDS

To confirm that you want to join the team called **Team RFDS** please click the confirm button below.



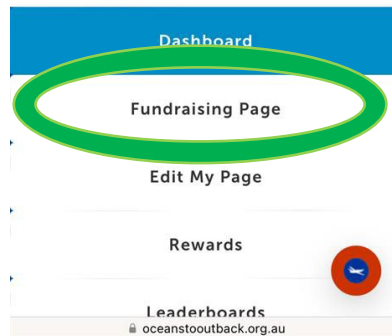
Changing teams

If you want to change teams. Repeat the 'search for a team or workplace' step above and follow the steps from there to join a different team or workplace.

To see your team page, click on the 'Your Page' link here. (this is your fundraising page)

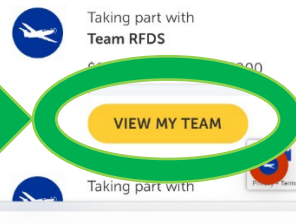
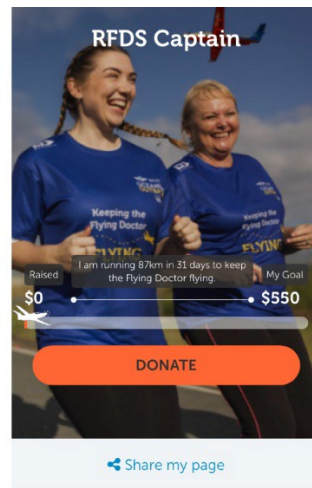


My Dashboard



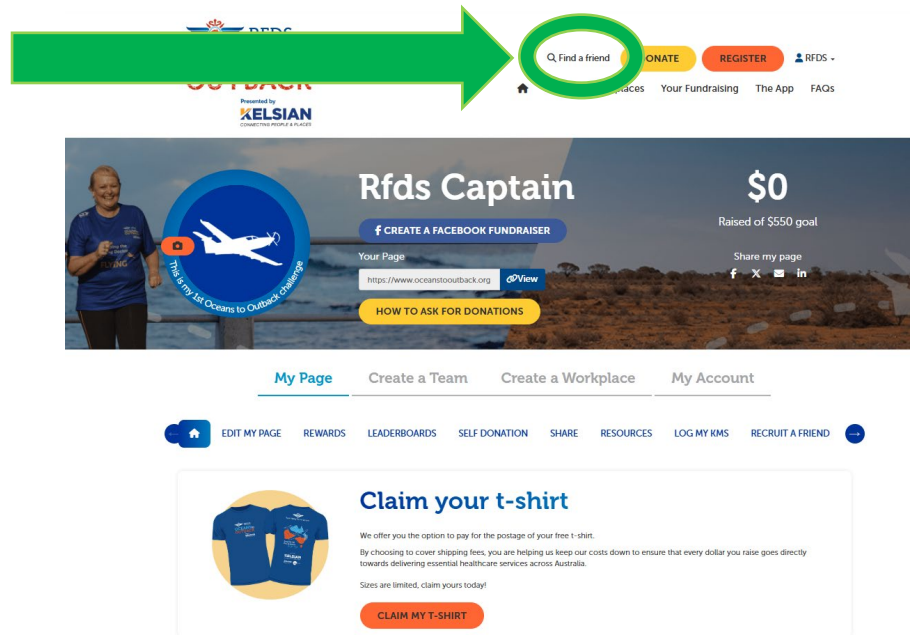
You will see the team and/or workplace that you are a part of on your fundraising page.

If you click the yellow button, it will open up the team fundraising page.

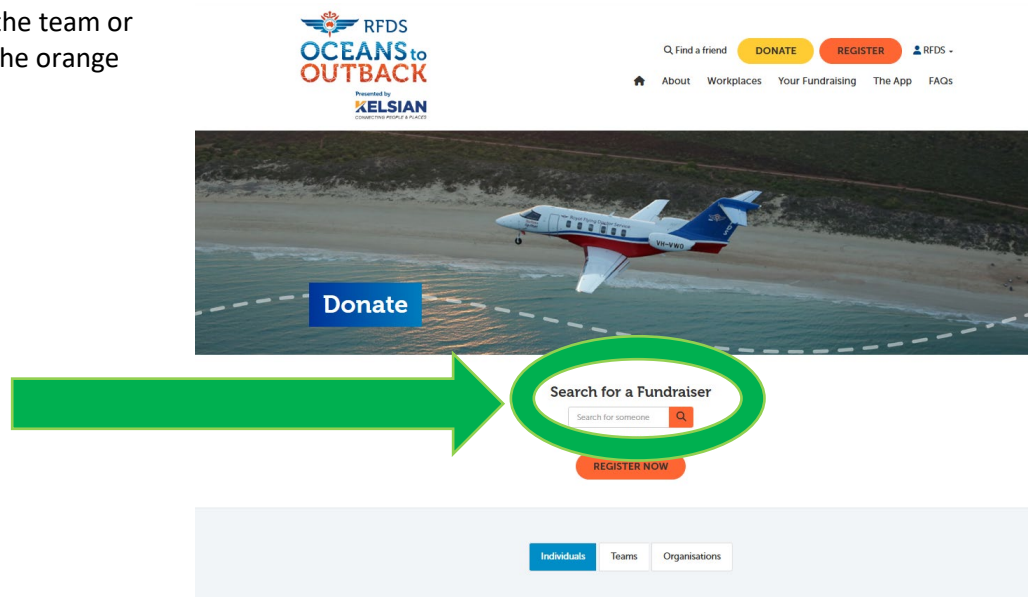


Desktop

After logging in, head to the 'find a friend' section.



Use this area to search for the team or workplace name. Then hit the orange search button.



Click on the orange button next to the team or workplace you want to join.

Search for a Fundraiser

Search for someone

[Or donate directly to the RFDS](#)

[REGISTER NOW](#)

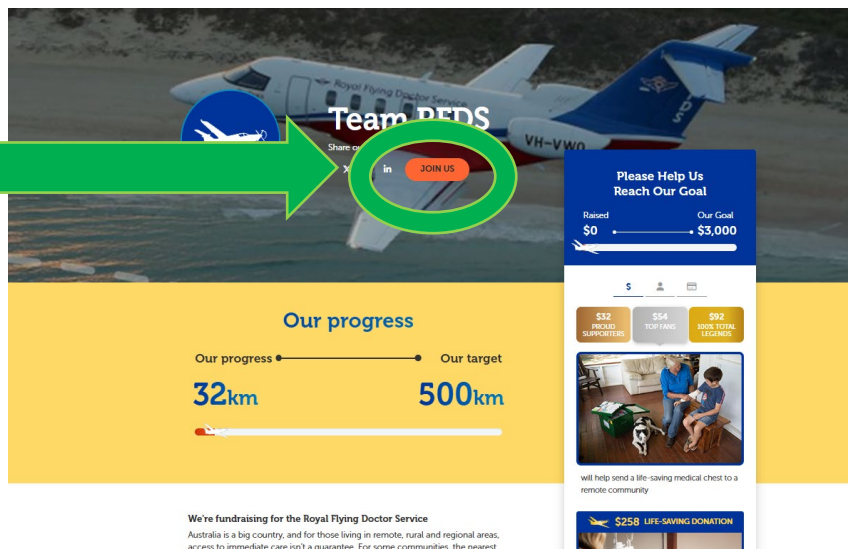
We found the following fundraisers matching your search terms

[Individuals](#) [Teams](#) [Organisations](#)



Team RFDS

This will take you to the team or workplace's fundraising page.



Team RFDS

Share on [Facebook](#) [Twitter](#) [LinkedIn](#) [JOIN US](#)

Please Help Us Reach Our Goal

Raised \$0 Our Goal \$3,000

Our progress 32km Our target 500km

We're fundraising for the Royal Flying Doctor Service

Australia is a big country, and for those living in remote, rural and regional areas, access to immediate care isn't a guarantee. For some communities, the nearest

\$32 BUCKED SUPPORTERS \$54 TOP FANS \$92 BORN FROM LEGENDS

Will help send a life-saving medical chest to a remote community

\$258 LIFE-SAVING DONATION

If you click on the orange 'Join us' button, you can then join the team.

If this button is not there, it means one of two things. Either the team is not open to members, in which the captain of the team can change the settings for the team from the team Dashboard, or you are already a part of the team.

To check if you are already in the team, scroll down on the team page to see if your profile is there.

You will then be asked to confirm or cancel joining the team.

[Find a friend](#)

[DONATE](#)

[REGISTER](#)

[RFDS](#)

[About](#) [Workplaces](#) [Your Fundraising](#) [The App](#) [FAQs](#)

Join Team RFDS

To confirm that you want to join, click the confirm button below.

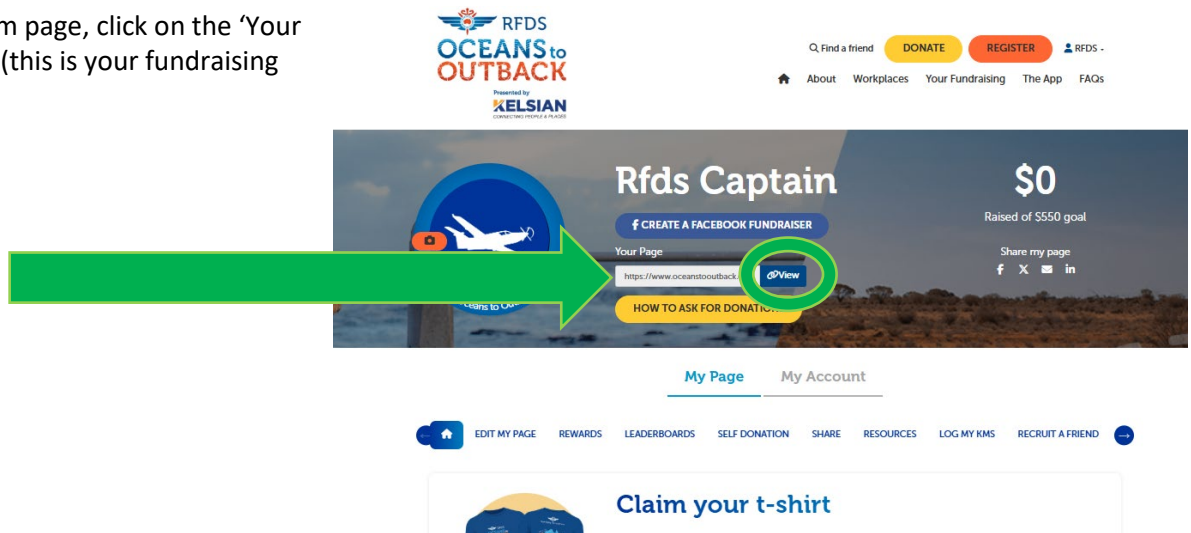
[I CONFIRM](#)

[CANCEL](#)

Changing teams

If you want to change teams. Repeat the 'search for a team or workplace' step above and follow the steps from there to join a different team or workplace.

To see your team page, click on the 'Your Page' link here. (this is your fundraising page)



You will see the team and/or workplace that you are a part of on your fundraising page.

If you click the orange button, it will open up the team fundraising page.

